



# Aero Series

Product Catalog



# Aero Series

## Dry Ice Cleaning Equipment

This catalog contains Cold Jet's Aero product offerings and part numbers that were current at the time of catalog production. An item's display in this catalog does not guarantee the item's availability at any time in the future. Images shown are for representative purposes only. Products may vary from the images displayed. Cold Jet will always ship the latest version of an available part, part numbers may vary, and invoices will always reflect the latest revision numbers.

Cold Jet is not liable for typographical errors or changes to specifications presented.

Check [www.coldjet.com](http://www.coldjet.com) for the most recent version of this document.

Contact your Cold Jet representative for the most current information.

### Notes

- Aero dry ice cleaning systems use standard 3 mm dry ice pellets
- Air consumption depends on the blasting pressure
- Air consumption data listed for all parts are approximate and without guarantee
- Blasting pressure can differ from the operating pressure and can vary during use
- Patented Rotor dosing system. Snow, dry ice and small particles can be eliminated which may fall to the ground
- For technical questions, please consult Cold Jet application engineers

### General Contact Information

USA Headquarters:	+1.513.831.3211
	+1.800.337.9423
Latin America:	+52 (81) 1097 0445
Germany:	+49 (0) 6551 9606.0
Europe Headquarters:	+32 (0) 1353.9547
Middle East:	+32 (0) 1353.9547
Canada:	+1.800.337.9423 x501
Asia/Pacific:	+81 3 4360 8347

### Customer Support:

United States/Canada:	+1.800.777.9101
Europe:	+32 (0) 1353 9659
Germany:	+49 (0) 6551 9606.14
All other locations:	+1.513.576.8981

### After-Hours HOTLINE:

United States/Canada:	+1.800.777.9101
All other locations:	+1.513.576.8981

### Email:

United States	
& all other locations:	<a href="mailto:service@coldjet.com">service@coldjet.com</a>
Europe:	<a href="mailto:service.eu@coldjet.com">service.eu@coldjet.com</a>

# Aero Series

Dry Ice Cleaning Equipment

# Aero 80 Series

## Aero 80 Series Dry Ice Blast Cleaning Systems

The Aero 80 Series Blast Cleaning System comes complete with the following:

- One length of 1" (2.5 cm) blast hose
- One length of air hose
- Applicator without light (Aero 80) with light (Aero 80 HP)
- Specified nozzle to best suit cleaning application needs
- Static Bond Cable
- Nozzle Hanger (qty 1 for Aero 80/ qty 2 for Aero 80 HP)
- Hose Wrap (qty 2) and Hose Carrier (qty 2)

The following additional items for Aero 80 HP

- Hose Hangers (qty 2)
- Cord Wrap and Extension Cord
- Retractable Static Ground Reel
- Dry Ice Recycling Bag

Part #: 2A0162 - Aero 80  
2A0164 - Aero 80 HP



### Aero 80 Series SPECIFICATIONS

Hopper capacity ..... 80 lbs (36.4 kg) capacity

Variable feed rate ..... 0 to 7 lbs (0 to 3.2 kg) per min

Blast pressure range

Aero 80 HP

with optional pressure regulator ..... 20 to 300 psi (1.4 to 20.7 bar)

without pressure regulator ..... 65 to 300 psi (4.5 to 20.7 bar)

Aero 80

with optional pressure regulator ..... 20 to 140 psi (1.4 to 9.7 bar)

without pressure regulator ..... 65 to 140 psi (4.5 to 9.7 bar)

Supply pressure range

Aero 80 HP ..... 65 to 300 psi (4.5 to 20.7 bar)

Aero 80 ..... 65 to 140 psi (4.5 to 9.7 bar)

Air consumption range ..... 50 to 215 cfm (1.4 to 6.1 m<sup>3</sup>/min) at 80 psi (5.5 bar)

Weight ..... 400 lbs (181 kg)

Size (L x W x H) ..... 43" x 20" x 46" (109 cm x 52 cm x 118 cm)

12-month warranty (extended warranty packages available)

# Aero 40 Series

## Aero 40 Series Dry Ice Blast Cleaning Systems

The Aero 40 Series Blast Cleaning System comes complete with the following:

- One length of 1" (2.5 cm) blast hose
- One length of air hose
- Applicator without light (Aero 40) with light (Aero 40 HP)
- Specified nozzle to best suit cleaning application needs
- Static Bond Cable
- Nozzle Hanger (qty 1)
- Hose Wrap (qty 2) and Hose Carrier (qty 2)



Part #: 2A0176 - Aero 40  
2A0177 - Aero 40HP

### Aero 40 Series SPECIFICATIONS

Hopper capacity ..... 40 lbs (18.2 kg) capacity

Variable feed rate ..... 0 - 4 lbs (0 - 1.8 kg) per min

Blast pressure range

Aero 40 HP

with optional pressure regulator ..... 20 to 250 psi (1.4 to 17.2 bar)

without pressure regulator ..... 65 to 250 psi (4.5 to 17.2 bar)

Aero 40

with optional pressure regulator ..... 20 to 140 psi (1.4 to 9.7 bar)

without pressure regulator ..... 65 to 140 psi (4.5 to 9.7 bar)

Supply pressure range

Aero 40 HP ..... 65 to 250 psi (4.5 to 20.7 bar)

Aero 40 ..... 65 to 140 psi (4.5 to 9.7 bar)

Air consumption range ..... 50 to 215 cfm (1.4 to 6.1 m<sup>3</sup>/min) at 80 psi (5.5 bar)

Weight..... 260 lbs (118 kg)

Size (L x W x H)..... 36" x 20" x 40" (91 cm x 51 cm x 101 cm)

12-month warranty (extended warranty packages available)

# Aero V

## Aero V Dry Ice Blast Cleaning System

The Aero V Blast Cleaning System comes complete with the following:

- One length of 1" (2.5 cm) blast hose
- One length of air hose
- Single Speed Applicator
- 323S1 nozzle with handle (unless otherwise specified)
- Static Bond Cable
- Hose Wrap (qty 1)
- Hose Carrier (qty 1)



Part #: 2A0179 - Aero V

### Aero V SPECIFICATIONS

Hopper capacity .....	30 lbs (13.6 kg) capacity
Variable feed rate .....	0 - 3 lbs (0 - 1.4 kg) per min
Blast pressure range	
with optional pressure regulator .....	20 to 140 psi (1.4 to 9.7 bar)
without pressure regulator .....	65 to 140 psi (4.5 to 9.7 bar)
Supply pressure range	
Aero V .....	65 to 140 psi (4.5 to 9.7 bar)
Air consumption range .....	50 to 215 cfm (1.4 to 6.1 m <sup>3</sup> /min) at 80 psi (5.5 bar)
Weight.....	165 lbs (75 kg)
Size (L x W x H).....	28" x 17" x 32" (71 cm x 43 cm x 82 cm)
12-month warranty (extended warranty packages available)	

# Aero C100

## Aero C100 Dry Ice Blast Cleaning System

The Aero C100 Blast Cleaning System comes complete with the following:

- One length of 1" (2.5 cm) blast hose
- One length of air hose
- Pneumatic Applicator without light
- Specified nozzle to best suit cleaning application needs
- Static Bond Cable
- Nozzle Hanger (qty 1)
- Hose Wrap (qty 2) and Hose Carrier (qty 2)
- 1 qt/litre of Food Grade Oil



Part #: 2A0155 - Aero C100

### Aero C100 SPECIFICATIONS

Hopper capacity ..... 100 lbs (45.5 kg) capacity

Variable feed rate ..... 0 to 7 lbs (0 to 3.2 kg) per min

Blast pressure range

    with optional pressure regulator ..... 20 to 140 psi (1.4 to 9.7 bar)

    without pressure regulator ..... 65 to 140 psi (4.5 to 9.7 bar)

Supply pressure range ..... 65 to 140 psi (4.5 to 9.7 bar)

Air consumption range ..... 50 to 215 cfm (1.4 to 6.1 m<sup>3</sup>/min) at 80 psi (5.5 bar)

Weight..... 250 lbs (113.4 kg)

Size (L x W x H)..... 31" x 15" x 45" (79 cm x 38 cm x 114 cm)

12-month warranty (extended warranty packages available)

# Aero

Cold Jet's Aero nozzles are designed to maximize performance whatever the application. Broad or precise cleaning, hard to reach areas or working in a confined space, our line of nozzles will exceed your expectations.

# Nozzles

Recommended operating parameters are shown in the tables for each nozzle. Nozzles noted with (\*) are recommended for use where blasting pressure is >140 psi (9.7 bar). Recommended accessory handle is noted where applicable.

## Low and Standard Flow Nozzles

These straight nozzles have standard air consumption rate of 100 cfm or less at 80 psi.



Nozzle	Part #	Air Consumption	Blast Swath	Feed rate	Length	Material	Handle
<b>110S.6</b>	5E0180	50cfm @ 80psi (1.4m <sup>3</sup> /min @ 5.5 bar)	0.6" (1.5 cm)	1-3 lbs/min (0.5-1.4 kg/min)	10" (25.4 cm)	Anodized Aluminum	2E0209
<b>123S.7</b>	5E0179	50cfm @ 80psi (1.4m <sup>3</sup> /min @ 5.5 bar)	0.7" (1.8 cm)	1-3 lbs/min (0.5-1.4 kg/min)	23" (58.4 cm)	Anodized Aluminum	2E0209
<b>310S.5</b>	5E0233	100cfm @ 80psi (2.8m <sup>3</sup> /min @ 5.5 bar)	0.45" (1.1 cm)	2-4 lbs/min (0.9-1.8 kg/min)	10" (25.4 cm)	Aluminum	2E0275
<b>312S1</b>	5E0156	100cfm @ 80psi (2.8m <sup>3</sup> /min @ 5.5 bar)	1" (2.5 cm)	2-4 lbs/min (0.9-1.8 kg/min)	12" (30.5 cm)	Aluminum	2E0289
<b>323S1</b>	5E0175	100cfm @ 80psi (2.8m <sup>3</sup> /min @ 5.5 bar)	1" (2.5 cm)	2-4 lbs/min (0.9-1.8 kg/min)	23" (58.4 cm)	Aluminum	2E0209

## High Flow Nozzles

These straight nozzles have air consumption rate of more than 100 cfm at 80 psi.



Nozzle	Part #	Air Consumption	Blast Swath	Feed rate	Length	Material	Handle
<b>507S2</b>	5E0141	165cfm @ 80psi (4.7m <sup>3</sup> /min @ 5.5 bar)	2" (5.1 cm)	3-5 lbs/min (1.4-2.3 kg/min)	7" (17.8 cm)	Aluminum	n/a
<b>510S.6</b>	5E0232	140cfm @ 80psi (3.9m <sup>3</sup> /min @ 5.5 bar)	0.6" (1.5 cm)	2-4 lbs/min (0.9-1.8 kg/min)	10" (25.4 cm)	Aluminum	2E0275
<b>503M.8 (MERN Technology)</b>	5E0095	150cfm @ 80psi (4.3m <sup>3</sup> /min @ 5.5 bar)	0.6" (1.5 cm)	3-5 lbs/min (1.4-2.3 kg/min)	3" (7.6 cm)	Aluminum	n/a
<b>505M.8 (MERN Technology)</b>	5E0108	150cfm @ 80psi (4.3m <sup>3</sup> /min @ 5.5 bar)	0.6" (1.5 cm)	3-5 lbs/min (1.4-2.3 kg/min)	5" (12.7 cm)	Aluminum	2E0209
<b>508M.8 (MERN Technology)</b>	5E0107	150cfm @ 80psi (4.3m <sup>3</sup> /min @ 5.5 bar)	0.6" (1.5 cm)	3-5 lbs/min (1.4-2.3 kg/min)	8" (20.3 cm)	Aluminum	2E0209
<b>523M1 (MERN Technology)</b>	5E0138	150cfm @ 80psi (4.3m <sup>3</sup> /min @ 5.5 bar)	1" (2.5 cm)	3-5 lbs/min (1.4-2.3 kg/min)	23" (58.4 cm)	Aluminum	2E0209
<b>523P1</b>	5E0167	150cfm @ 80psi (4.3m <sup>3</sup> /min @ 5.5 bar)	1" (2.5 cm)	3-5 lbs/min (1.4-2.3 kg/min)	23" (58.4 cm)	Polymer	2E0289
<b>523S3</b>	5E0190	165cfm @ 80psi (4.7m <sup>3</sup> /min @ 5.5 bar)	3" (7.6 cm)	4-6 lbs/min (1.8-2.7 kg/min)	23" (58.4 cm)	Aluminum	2E0287
<b>533S1 *</b>	5E0161	150cfm @ 80psi (4.3m <sup>3</sup> /min @ 5.5 bar)	1" (2.5 cm)	3-5 lbs/min (1.4-2.3 kg/min)	33" (83.8 cm)	Aluminum	2E0209
<b>533S2 *</b>	5E0164	150cfm @ 80psi (4.3m <sup>3</sup> /min @ 5.5 bar)	2" (5.1 cm)	4-6 lbs/min (1.8-2.7 kg/min)	33" (83.8 cm)	Aluminum	2E0289

\* Nozzles noted with (\*) are recommended for use where blasting pressure is >140 psi (9.7 bar). Not available with the Aero V.

## Variable Fragmenting MERN Nozzles

With patented MERN technology and new variable fragmenting technology you have the power to control aggression downstream of the nozzle throat for a full range of performance with maximum effectiveness - the most ever from a single nozzle.



Nozzle	Part #	Air Consumption	Blast Swath	Feed rate	Length	Material	Handle
110V.6	5E0386	50cfm @ 80psi (1.4m <sup>3</sup> /min @ 5.5 bar)	0.6" (1.5 cm)	1-3 lbs/min (0.5-1.4 kg/min)	10" (25.4 cm)	Aluminum	2E0289
123V.7	5E0387	50cfm @ 80psi (1.4m <sup>3</sup> /min @ 5.5 bar)	0.7" (1.8 cm)	1-3 lbs/min (0.5-1.4 kg/min)	23" (58.4 cm)	Aluminum	2E0209
312V2	5E0274	100cfm @ 80psi (2.8m <sup>3</sup> /min @ 5.5 bar)	1.8" (4.6 cm)	2-4 lbs/min (0.9-1.8 kg/min)	12" (30.5 cm)	Aluminum	2E0289
323V2	5E0252	100cfm @ 80psi (2.8m <sup>3</sup> /min @ 5.5 bar)	2" (5.1 cm)	2-4 lbs/min (0.9-1.8 kg/min)	23" (58.4 cm)	Aluminum	2E0289
508V.8	5E0272	150cfm @ 80psi (4.3m <sup>3</sup> /min @ 5.5 bar)	0.6" (1.5 cm)	3-5 lbs/min (1.4-2.3 kg/min)	8" (20.3 cm)	Aluminum	2E0289
523V2	5E0238	150cfm @ 80psi (4.3m <sup>3</sup> /min @ 5.5 bar)	2" (5.1 cm)	3-5 lbs/min (1.4-2.3 kg/min)	23" (58.4 cm)	Aluminum	2E0289
523V4	5E0257	150cfm @ 80psi (4.3m <sup>3</sup> /min @ 5.5 bar)	4" (10.2 cm)	3-5 lbs/min (1.4-2.3 kg/min)	23" (58.4 cm)	Aluminum	2E0287

## Specialty Nozzles



These nozzles have various configurations for special applications and operate with air consumption rates as noted.



Nozzle	Part #	Air Consumption	Blast Swath	Swath Orientation	Feed rate	Length	Angle	Material
112HK	2E0361	70cfm @ 80psi (2.0m <sup>3</sup> /min @ 5.5 bar)	0.25" (0.6 cm)	n/a	1-3 lbs/min (0.5-1.4 kg/min)	12" x 2" (30.5 x 5.1 cm)	160°	Polymer Coated SST
114P.5	5E0183	70cfm @ 80psi (2.0m <sup>3</sup> /min @ 5.5 bar)	0.25" (0.6 cm)	n/a	1-3 lbs/min (0.5-1.4 kg/min)	10.3" (26.2 cm)	straight	Polymer
307A135V.8	2E0328	100cfm @ 80psi (2.8m <sup>3</sup> /min @ 5.5 bar)	0.75" (1.9 cm)	Vertical	2-4 lbs/min (0.9-1.8 kg/min)	7.3" X 6.3" (18.6 x 16 cm)	135°	Polymer Coated SST
307A45H1	2E0349	100cfm @ 80psi (2.8m <sup>3</sup> /min @ 5.5 bar)	1" (2.5 cm)	Horizontal	2-4 lbs/min (0.9-1.8 kg/min)	7.3" x 5" (18.5 x 12.7 cm)	45°	
307A90H.8	2E0326	100cfm @ 80psi (2.8m <sup>3</sup> /min @ 5.5 bar)	0.75" (1.9 cm)	Horizontal	2-4 lbs/min (0.9-1.8 kg/min)	7" x 5.3" (17.8 x 13.5 cm)	90°	
307A90V1	2E0329	100cfm @ 80psi (2.8m <sup>3</sup> /min @ 5.5 bar)	1" (2.5 cm)	Vertical	2-4 lbs/min (0.9-1.8 kg/min)	7.3" x 7" (18.6 x 17.8 cm)	90°	
308A45H.8	2E0324	100cfm @ 80psi (2.8m <sup>3</sup> /min @ 5.5 bar)	0.75" (1.9 cm)	Horizontal	2-4 lbs/min (0.9-1.8 kg/min)	7.7" x 3.5" (19.6 x 8.9 cm)	45°	
308A45V.8	2E0325	100cfm @ 80psi (2.8m <sup>3</sup> /min @ 5.5 bar)	0.75" (1.9 cm)	Vertical	2-4 lbs/min (0.9-1.8 kg/min)	7.8" x 3.5" (19.8 x 8.9 cm)	45°	
309A45H.8	5E0094	120cfm @ 80psi (3.4m <sup>3</sup> /min @ 5.5 bar)	0.75" (1.9 cm)	Horizontal	3-5 lbs/min (1.4-2.3 kg/min)	8.9" x 4" (22.6 x 10.2 cm)	45°	
317A90H1	2E0327	100cfm @ 80psi (2.8m <sup>3</sup> /min @ 5.5 bar)	1" (2.5 cm)	Horizontal	2-4 lbs/min (0.9-1.8 kg/min)	16.6" x 3.4" (42.2 x 8.6 cm)	90°	Polymer Coated SST
509C	2E0411	150cfm @ 80psi (4.3m <sup>3</sup> /min @ 5.5 bar)	n/a	n/a	3-5 lbs/min (1.4-2.3 kg/min)	9" (22.9 cm)	22° cone	Multi







# Nozzle Extension Tubes

Extension tubes are used to extend nozzles when additional reach is needed with minimal pressure loss.  
 Extension tubes connect to nozzle and applicator with proper fittings (not included).



		Aero 80 Series	Aero 40 Series	Aero V	Aero C100
	<b>Nozzle Extension Tube</b> 3/4" (1.9 cm) OD Internal threaded end fittings. Available in 10" (25.4 cm), 20" (50.8 cm), and 30" (76.2 cm) Recommended for use with nozzles that have a flow rating <100 cfm @ 80 psi (2.8 m <sup>3</sup> /min @ 5.5 bar) Stainless Steel				
	Part #: 3E0715 - Length	◆	◆	◆	◆
	<b>Nozzle Extension Tube</b> 1" (2.5 cm) OD Internal threaded end fittings Available in 10" (25.4 cm), 20" (50.8 cm), and 30" (76.2 cm) Recommended for use with nozzles that have a flow rating >100 cfm @ 80 psi (2.8 m <sup>3</sup> /min @ 5.5 bar) Aluminum				
	Part #: 3E0633 - Length	◆	◆	◆	◆

# Nozzle Accessories

Extension tubes are used to extend nozzles when additional reach is needed with minimal pressure loss. Extension tubes connect to nozzle and applicator with proper fittings (not included).




		Aero 80 Series	Aero 40 Series	Aero V	Aero C100
	<b>JICF Quick Change Module</b> Enables quick and safe nozzle changes Can be used with all nozzles, with appropriate couplings and end fittings				
	Part #: 2E0360 - 3/4" (1.9 cm)	◆	◆	◆	◆
	<b>Nozzle Adapter</b> 3/4" (1.9 cm) JICM Used with 3/4" (1.9 cm) JICF nozzles and extension tubes when used with AeroTech Applicator or QCM. Aluminum				
	Part #: 3E0729	◆	◆	◆	◆
	<b>Nozzle Adapter</b> 1" (2.5 cm) JICM Allows connection of extension tube to applicator Aluminum				
	Part #: 3E0976	◆	◆	◆	◆
	<b>Nozzle Base</b> 1" (2.5 cm) JICM Allows the 1" (2.5 cm) OD nozzle extension tube to be used with nozzle Aluminum				
	Part #: 2E0420	◆	◆	◆	◆
	<b>Nozzle Handles</b> Attaches to nozzles in order to increase nozzle control when blasting.				
	Part #: 2E0275 - 3/4" (1.9 cm) OD	◆	◆	◆	◆
	Part #: 2E0275 -1" (2.5 cm) OD	◆	◆	◆	◆
	Part #: 2E0275 - 1 3/16" (3 cm) OD	◆	◆	◆	◆
	<b>Nozzle Handles</b> Attaches to nozzles in order to increase nozzle control when blasting. Clamp Style (used with 523S3 and 523V4)				
	Part #: 2E0287	◆	◆	◆	◆

# Applicators







		Aero 80 Series	Aero 40 Series	Aero V	Aero C100
	<h3>AeroTech Applicator</h3> <p>Lightweight applicator with a low center of gravity significantly reduces arm fatigue. Safety on/off switch to ensure safety when not blasting. Trigger switch allows the ability to blast with “Air Only” when purging the system and “Air and Ice” when ready to clean. Integrated Quick Change feature enables operators to change nozzles safely and easily. Military-Grade light attachment mounted on top of Applicator will illuminate area being cleaned.</p>				
	Part #: 2E0425-G1 (Applicator without light) Standard on Aero 40/80	◆	◆		
	Part #: 2E0425-G2 (Applicator with light) Standard on Aero 40HP/80HP	◆	◆		
	<h3>Pneumatic AeroTech Applicator</h3> <p>Lightweight applicator with a low center of gravity significantly reduces arm fatigue. Safety on/off switch to ensure safety when not blasting. Trigger switch allows the operator to blast with “Air Only” when purging the system or “Air and Ice” when ready to clean. Integrated Quick Change feature enables operators to change nozzles safely and easily. Military-Grade light attachment mounted on top of Applicator will illuminate area being cleaned.</p>				
	Part #: 2E0426-G1 AeroTech Applicator without Light				◆
	Part #: 2E0426-G2 AeroTech Applicator with Light (shown)				◆
	<h3>High Performance Applicator</h3> <p>Lightweight, single-finger trigger allows easy control of blasting power. Safety switch. Designed for right and left handed users. Includes a JIC fitting mounted to a rotary union for superior ergonomics. Integrated Quick Change feature so that nozzles can be changed safely and easily. Single-speed.</p>				
	Part #: 2E0362-G1 (1”) Standard on Aero V			◆	
	<h3>Tight Access Applicator</h3> <p>Lightweight, simple &amp; easy design for better control of blasting in areas where the access is tight. Safety on/off switch to ensure safety when not blasting.</p>				
	Part #: 2E0447 (includes QCM)	◆	◆	◆	
	<h3>Mini Applicator</h3> <p>Small and lightweight design for ease of use and great control of blasting for applications where a smaller applicator is desired. Safety on/off switch to ensure safety when not blasting.</p>				
	Part #: 2E0524-C (includes QCM)	◆	◆	◆	
	<h3>Foot Switch</h3> <p>Eliminates the need for a hand-held control switch. Allows nozzle to be attached directly to the blast hose for better ergonomics. “Deadman style” safety foot pedal.</p>				
	Part #: 2G1070	◆	◆	◆	
	Part #: 2E0311				◆
	<h3>Remote Switch</h3> <p>Remote start/stop station for fixed applications. Connects directly to blast control cable.</p>				
	Part #: 2G1137	◆	◆	◆	

# Blast Hose\*


\* One corresponding Bond Cable Shaft Collar is required per complete hose run (not one per section)

		Aero 80 Series	Aero 40 Series	Aero V	Aero C100
	<b>Blast Hose</b> 20' (6.1 m) section Designed to eliminate constrictions and freezing up during blasting. Rated to 300 psi (20.7 bar)				
	Part #: 2N0221-G1 - 3/4" (1.9 cm) ID	◆	◆	◆	◆
	Part #: 2N0221-G2 - 3/4" (1.9 cm) ID (with Control Cable)	◆	◆	◆	
	Part #: 2N0221-G3 - 3/4" (1.9 cm) ID (with Air Tubing)				◆
	Part #: 2N0222-G1 - 1" (2.5 cm) ID	◆	◆	◆	◆
	Part #: 2N0222-G2 - 1" (2.5 cm) ID (with Control Cable)	◆	◆	◆	
	Part #: 2N0222-G3 - 1" (2.5 cm) ID (with Air Tubing)				◆
	Part #: 2N0223-G1 - 1 1/4" (3.2 cm) ID	◆	◆	◆	◆
	Part #: 2N0223-G2 - 1 1/4" (3.2 cm) ID (with Control Cable)	◆	◆	◆	
	Part #: 2N0223-G3 - 1 1/4" (3.2 cm) ID (with Air Tubing)				◆
	<b>Kevlar Blast Hose</b> 20' (6.1 m) section Designed to eliminate constrictions and freezing up during blasting. Rated to 300 psi (20.7 bar)				
	Part #: 5N0046 - 3/4" (1.9 cm) ID	◆	◆		
	Part #: 2N0210 - 3/4" (1.9 cm) ID (with Control Cable)	◆	◆		
	Part #: 5N0045 - 1" (2.5 cm) ID	◆	◆		
	Part #: 2N0201 - 1" (2.5 cm) ID (with Control Cable)	◆	◆		
	Part #: 5N0047 - 1 1/4" (3.2 cm) ID	◆	◆		
	Part #: 2N0204 - 1 1/4" (3.2 cm) ID (with Control Cable)	◆	◆		
	<b>Bond Cable Shaft Collar</b> One bond cable shaft collar is required per complete hose run.				
	Part #: 3N0087 - 1 1/4" bore (for 3/4" hose)	◆	◆	◆	◆
	Part #: 3N0088 - 1 1/2" bore (for 1" hose)	◆	◆	◆	◆
	Part #: 3N0089 - 1 13/16" bore (for 1 1/4" hose)	◆	◆	◆	◆




# Hoses, Cables and Connectors

		Aero 80 Series	Aero 40 Series	Aero V	Aero C100
	<b>5-Pin Control Cable</b> 10' (3.04 m) and 20' (6.1 m) Section. Used to connect remote, foot switch or Dual Trigger Interconnect Box to blast unit.				
	Part #: 3G0072 (10' - 3.04 m)	◆	◆	◆	
	Part #: 4G0819 (20' - 6.1 m)	◆	◆	◆	
	<b>Control Tubing Assembly</b> 20' (6.1 m) Section Used to connect foot switch or Dual Trigger Interconnect Box to blast unit.				
	Part #: 2N0213				◆
	<b>Air Hose</b> 25' (7.6 m) Section 1" (2.5 cm) ID 300 psi (20.7 bar) Used to carry pressurized air from air source to blast unit. Includes one swivel adapter.  *For each length of hose ordered, order one Whip Check!				
	Part #: 2N0199	◆	◆	◆	◆
	<b>Whip Check</b> Protects operator should a hose disconnection occur. Recommended to have one whip check for each hose connection.				
	Part #: 4Z0051	◆	◆	◆	◆
	<b>Flow Divider</b> Splits one blast flow into two for simultaneous blasting while maintaining pellet integrity.  * Dual Trigger Interconnect Box is also required; Part #: 2G1157 * The Air Only Applicator Switch will not function if Flow Divider is being used.				
	Part #: 2E0320 - 1 1/4" (3.2 cm) flow to two 1" (2.5 cm) hoses	◆	◆	◆	◆
	Part #: 2E0319 - 1 1/2" (3.8 cm) flow to two 1 1/4" (3.2 cm) hoses	◆	◆	◆	◆
	<b>Dual Trigger Interconnect Box</b> Used with Flow Divider				
	Part #: 2G1157	◆	◆	◆	◆







# Hoses, Cables and Connectors

		Aero 80 Series	Aero 40 Series	Aero V	Aero C100
	<b>JIC Fittings</b> Used to connect the hose to the blast machine and/or to connect extensions to some nozzles.				
	Part #: 12HTX-S - 3/4" (1.9 cm) JICM	◆	◆	◆	◆
	Part #: 16HTX-S - 1" (2.5 cm) JICM	◆	◆	◆	◆
	Part #: 20HTX-S - 1 1/4" (3.2 cm) JICM	◆	◆	◆	◆
	Part #: 16-12TRBTX-S - 1" (2.5 cm) JICF to 3/4" (1.9 cm) JICM	◆	◆	◆	◆
	Part #: 5N0013 - 1" (2.5 cm) JICM to 3/4" (1.9 cm) JICM Aerodynamic	◆	◆	◆	◆
	Part #: 5N0004 - 1 1/4" (3.2 cm) JICF to 1" (2.5 cm) JICM Aerodynamic	◆	◆	◆	◆
	Part #: 5N0003 - 1 1/4" (3.2 cm) JICM to 1" (2.5 cm) JICM Aerodynamic	◆	◆	◆	◆
	Part #: 5N0022 - 1 1/2" (3.8 cm) JICM to 1 1/4" (3.2 cm) JICM Aero	◆	◆	◆	◆







# Filters and Regulators

		Aero 80 Series	Aero 40 Series	Aero V	Aero C100
	<b>Externally Mounted Pressure Regulator</b> Control your blast aggression with an externally mounted pressure regulator Removable at the blast machine.				
	Part #: 2M0025-G1 (Low Pressure)	◆	◆		◆
	Part #: 2M0025-G2 (High Pressure)	◆	◆		◆
	Part #: 2M0022-G1			◆	
	<b>Internally Mounted Low Pressure Regulator</b> Internally Mounted Pressure Regulator Control your blast aggression with this internally mounted pressure regulator Includes pilot adjustment for placement on control panel				
	Part #: 2M0025-G11	◆			
	Part #: 2M0025-G7		◆		
	Part #: 2M0025-G3				◆
	<b>Externally Mounted Coalescing Air Filter (CAF)</b> Designed to remove large amounts of water, oil, rust, and/or other particles from the air supply.				
	Part #: 2M0022-G7			◆	

# Accessories

		Aero 80 Series	Aero 40 Series	Aero V	Aero C100
	<b>Aftercooler</b> Recommended when clean dry air cannot be guaranteed for blasting.				
	Part #: 2M0023-G1	◆	◆	◆	◆
	<b>Lubricator Oil</b> 1 qt (litre) of food grade (FMO-150-AW) oil.				
	Part #: 4Z0617				◆
	<b>Dry Ice Recycling bag</b> Collapsible bag used to capture unused dry ice from tilt out hopper (available only on Aero HP)  <i>* Availbale on the HP version only</i>				
	Part #: 3T0138	◆			
	<b>Cord Wrap</b> Mounted to blast system in order to store electrical cord for transporting and storage.				
	Part #: 2J0229	◆	◆		
	<b>Pivoting Hose Hanger</b> Used to hang hoses for storage or transportation of blast system. Universal orientation on Aero 40/80, Left / Right orientation on Aero C100 (facing Control Panel).				
	Part #: 2J0228 -G1 (Qty 1)	◆	◆		
	Part #: 2J0236-G5 Right Side				◆
	Part #: 2J0236-G6 Left Side				◆
	<b>Nozzle Hanger</b> The engineered Nozzle Hanger safely stores nozzles when not in use. Hanger can be mounted directly to the blast system.				
	Part #: 3J0897	◆	◆		◆
	<b>Extension Cord &amp; Reel</b> 50' (15.2 m) of electrical power cord used when additional length of cord is necessary.  <i>* Contact Customer Service for other voltage options</i>				
	Part #: 2H0017-G1 (110 Volts)	◆	◆	◆	

# Accessories

		Aero 80 Series	Aero 40 Series	Aero V	Aero C100
	<h3>Static Bond Cable</h3> <p>Connects the hose to the work piece being blasted bonding the two in order to virtually eliminate electrostatic discharge.</p>				
	Part #: 2G1307 - (40'/12.2m) for use with standard blast hoses	◆	◆	◆	◆
	Part #: 2G1282 - (20'/6.1m) for use with Urebrade and Kevlar hoses	◆	◆	◆	◆
	<h3>Retractable Static Ground Reel</h3> <p>30' (9.1 m) of retractable cable can be mounted on the underside of the blast system. The static cable is used to ground work piece thru the blast system in order to reduce static build-up.</p>				
	Part #: 2G1284				◆
	<h3>Hose Wrap</h3> <p>Velcro wrap used to assist in control and storage of your hoses.</p>				
	Part #: 4Z0597	◆	◆	◆	◆
	<h3>Hose Carrier</h3> <p>Durable rubber handle with fabric straps to help hang and carry hoses when moving or storing.</p>				
	Part #: 4Z0590	◆	◆	◆	◆
	<h3>Fire Sleeve</h3> <p>Recommended if blast hose might be exposed to temperatures above 180<sup>o</sup> F (82.26<sup>o</sup> C)</p> <p>Allow 4' (1.2 m) to 20' (6.1 m) coverage for area of blast hose subject to high heat</p>				
	Part #: 4N0094 - 3/4" (1.9 cm)	◆	◆	◆	◆
	Part #: 4N0152 - 1" (2.5 cm)	◆	◆	◆	◆
	Part #: 4N0153 - 1 1/4" (3.2 cm)	◆	◆	◆	◆
	<h3>Safety Kit</h3> <p>Recommended Safety Kit for use with dry ice blasting equipment. Meets OSHA requirements for operator noise protection (with the use of properly rated and worn ear plugs) Kit includes the following:</p> <ul style="list-style-type: none"> <li>- 100 sets of ear plugs</li> <li>- 2 ear protectors</li> <li>- Eye protector shield</li> <li>- Gloves</li> <li>- Dry ice scoop</li> </ul>				
	Part #: 2Z0001	◆	◆	◆	◆

**Global Headquarters**

Loveland, OH USA  
+1 800.337.9423

**European Headquarters**

Zolder, Belgium  
+32 (0) 1353 9547

**Germany**

Weinsheim, Germany  
+49 (0) 6551 96060

**Canada**

Ontario, Canada  
+1 800.337.9423 x501

**Latin America**

Monterrey, NL Mexico  
+52 (81) 1097 0445

**Middle East**

Zolder, Belgium  
+32 (0) 1353 9547

**Asia/Pacific**

Tokyo, Japan  
+81 3 4360 8347



**Cold Jet**<sup>®</sup>  
[www.coldjet.com](http://www.coldjet.com)